

Covid-19 behaviours in China

► **Report** May 2020

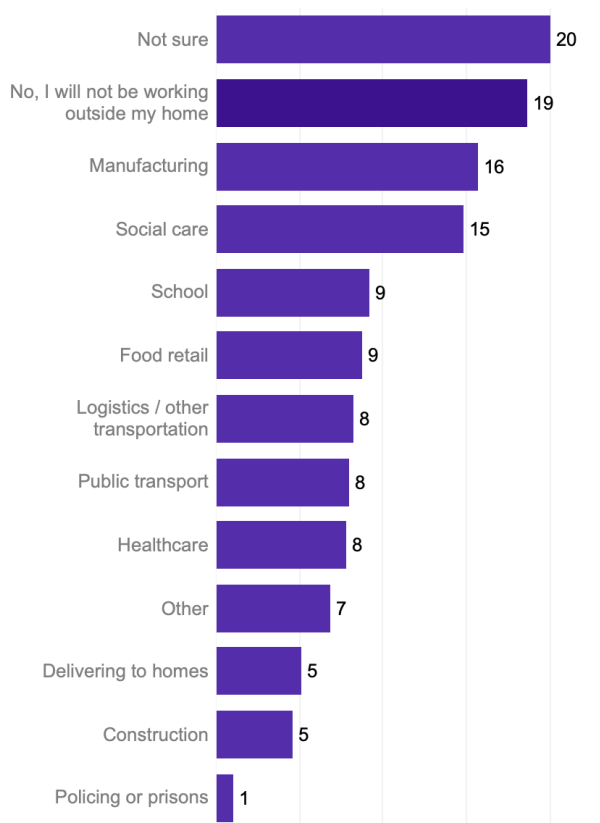
Insights and trends in people's behaviours related to COVID-19. Brought to you by a team of health and behavioural experts at the Institute of Global Health Innovation (IGHI) at Imperial College London and YouGov. These reports are created on a regular basis, following new survey results.

How are people in China responding?

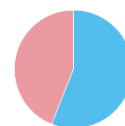
As of May 17th 2020

This report looks at insights from China (representative of the ‘online population’) covering March 30th through May 17th

Thinking about the next 7 days... will you be working outside your home in one of the following roles? Mark all that apply (%)

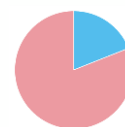


56%



of people in China are staying home or only leaving the house once a day

19%



of people in China are not planning on working outside the home the following week

Of those working outside the home, **manufacturing and social care** accounted for the largest share of people working outside the home.



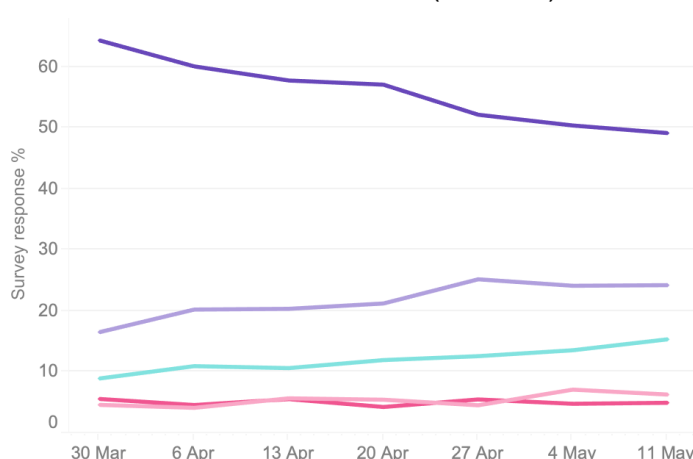
*Survey responses from China are representative of the ‘online population’

How are behaviours in China changing?

Compared to the last week of March, respondents in China showed...

Always Frequently Sometimes Rarely Not at all

Thinking about the last 7 days... how often have you avoided medium-sized social gatherings (between 3 and 10 people) to protect yourself or others from coronavirus (COVID-19)? As a reminder, please exclude any measures that you have already taken for reasons other than coronavirus (COVID-19). %

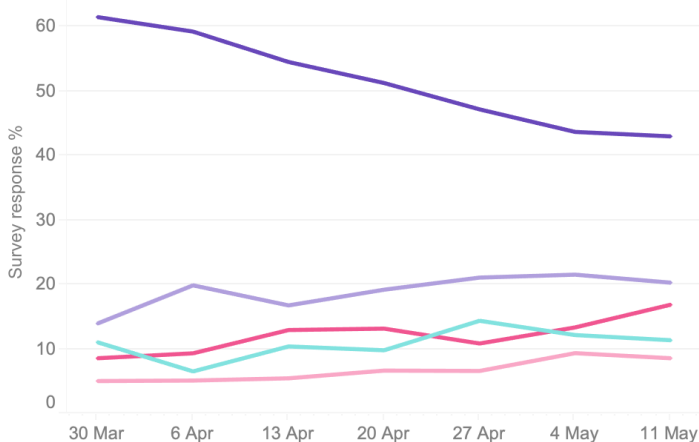


15pp*
↓

Decrease in people avoiding medium-sized social gatherings (between 3 and 10 people)

Always Frequently Sometimes Rarely Not at all

Thinking about the last 7 days... how often have you avoided letting your children go to school/ university (if you have children) to protect yourself or others from coronavirus (COVID-19)? As a reminder, please exclude any measures that you have already taken for reasons other than coronavirus (COVID-19). %



19pp*
↓

Decrease in avoiding letting children go to school or university

*pp= percentage point

*Survey responses from China are representative of the 'online population'

How does **China's** behaviour compare to other countries?

Compared to other countries surveyed the same week (March 30th through May 17th) respondents in China were...

Comparable to **Vietnam** in likelihood of avoiding going to shops, less likely to wear face masks than other Asian countries



More likely than **Indonesia** and **Vietnam** to avoid any physical contact with people outside the home

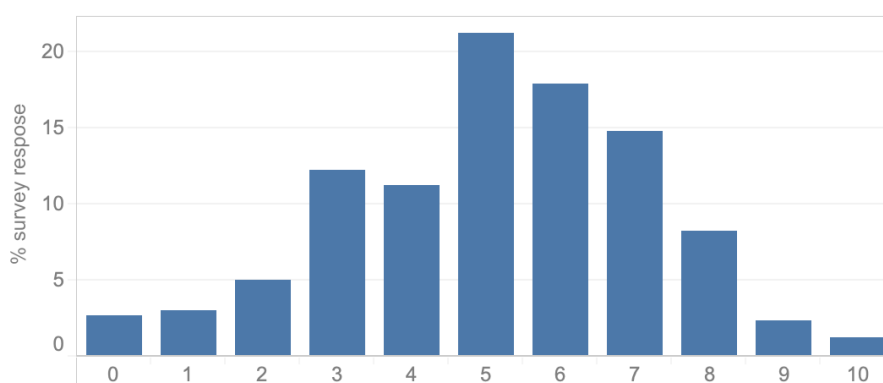
Thinking about the last 7 days...how often have you come into physical contact with someone outside your household? (excluding those in your household) %

	0	1 to 2	3 to 4	5 to 9	10 to 19	20+
Singapore	53	13	8	10	10	5
Thailand	28	31	15	15	8	3
Malaysia	28	25	15	17	10	4
Philippines	27	24	17	20	8	3
China*	17	21	17	22	15	8
Indonesia	16	23	18	24	13	5
Vietnam	6	13	10	21	26	25

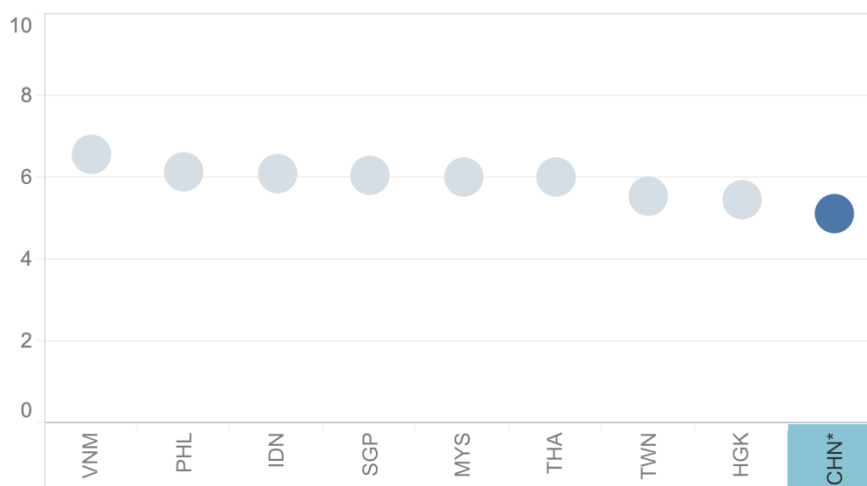
*Survey responses from China are representative of the 'online population'

How does life satisfaction in China compare to that of its peers?

Please imagine a ladder with steps numbered from zero at the bottom to 10 at the top. The top of the ladder represents the best possible life for you and the bottom of the ladder represents the worst possible life for you. On which step of the ladder would you position yourself in? (%)



Average Cantril ladder score by country



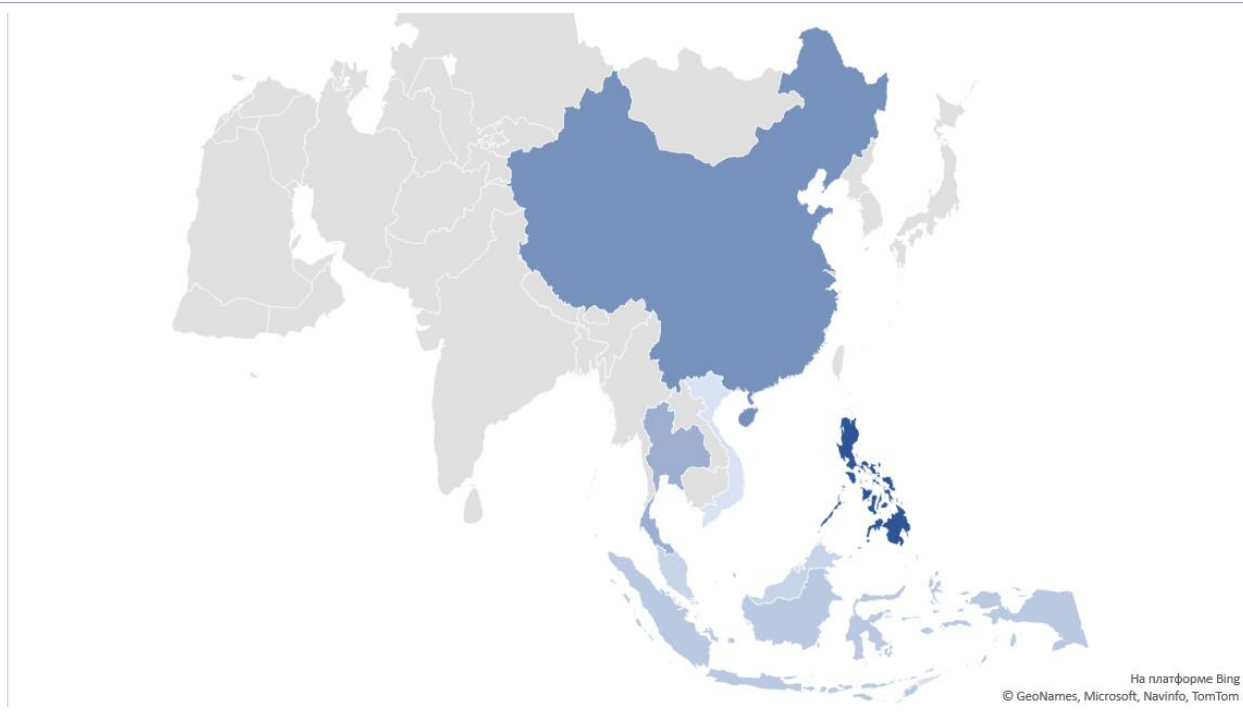
The **Cantril ladder** serves as a proxy for life satisfaction. **Life satisfaction** is a powerful measure of the **quality of people’s lives**. The annual World Happiness Reports attributes the differences over time and between countries **to good health, income and the quality of the social environment**. These factors are changing under COVID-19, often in ways we have never experienced before. The YouGov life satisfaction data, collected regularly as the pandemic evolves in each survey country, provide a valuable barometer reading of life under COVID-19, reflecting each country’s institutions and policies.

*Survey responses from China are representative of the ‘online population’

How stringent is the Chinese government compared to its peers?

The University of Oxford's Stringency Index is a measure of the number and strictness of government policies in response to the Covid-19 outbreak. Stringency Index range is from 0 - 100. Numbers below are for May 17th

Darker shades in the map below are indicative of higher stringency indices



Philippines

94

China

82

Singapore

81

Thailand

76

Indonesia

71

Malaysia

69

Vietnam

66

About this report

Led by Imperial College London's
Institute of Global Health Innovation
(IGHI) and YouGov

**Imperial College
London**

**Institute of
Global Health Innovation**

- ▶ Professor the Lord Ara Darzi of Denham
Co-Director, IGHI
- ▶ Melanie Leis
Director, Big Data and Analytical Unit (BDAU), IGHI
- ▶ Gianluca Fontana
Operations Director and Senior Policy Fellow, IGHI
- ▶ Dr Hutan Ashrafian
Scientific Advisor, IGHI
- ▶ Dr David Nabarro
Co-Director, IGHI
Special Envoy of WHO Director General on COVID-19
- ▶ Sarah P. Jones
Faculty of Medicine,
Department of Surgery &
Cancer Research Postgraduate
- ▶ Dr Roberto Fernandez Crespo
Analytics Fellow, BDAU
- ▶ Dr Manar Shafat
Contributor, BDAU

Research contributors



Professor John F. Helliwell
Co-editor, World Happiness Report

Vancouver School of Economics at the University of British Columbia, Research Associate of the NBER and Distinguished Fellow of the Canadian Institute for Advanced Research

Professor Jeffrey D. Sachs
Co-editor, World Happiness Report

Director of the Center for Sustainable Development at Columbia University
Director of the UN Sustainable Development Solutions Network and SDG Advocate under Secretary-General António Guterres



Professor the Lord Richard Layard
Co-editor, World Happiness Report

Founder-Director of the Centre for Economics Performance at the London School of Economics
Co-founder of Action for Happiness

Professor Jan-Emmanuel De Neve
Co-editor, World Happiness Report

Director of the Wellbeing Research Centre at University of Oxford
KSI Fellow and Vice-Principal of Harris Manchester College

Realised by

MADE BY MANY

Contributors to the Imperial College London - YouGov survey include: Professor Helen Ward, Dr. Christina J. Atchinson, Dr. Benjamin C. Lambert, and Gavin Ellison

The Imperial College London - YouGov team wishes to express their grateful support to Stephan Shakespeare, Marcus Roberts, Alex MacIntosh, Chris Curtis, Eir Nolsoe, Sharon Pacolor, Lenny Naar, Alice Blencowe, Steve Adams from Visual DJ Ltd. and volunteers from Made by Many: Rebecca Foy, Anna Pagan, Gareth Cozens, Callum Jefferies, Neethu Mathew, Micha Nicheva, Kristof Goossens

Supporters



This research is made possible by generous support for the public good from YouGov Plc.

The Imperial College London - YouGov team gratefully acknowledges the kind support of Edelman Intelligence for their global social listening contribution

Question for the research team? Get in touch [here](#)

Press enquiry? Contact Dr. Justine Alford at j.alford@imperial.ac.uk

For more behavioural data on a global level, visit coviddatahub.com to explore our interactive charts

The [CovidDataHub.com](https://coviddatahub.com) project is a joint collaboration between the Institute of Global Health Innovation (IGHI) at Imperial College London and YouGov Plc to gather global insights on people's behaviours and life satisfaction in response to COVID-19. The research covers 29 countries and surveys are conducted on a regular basis since the first week of April.

This report is designed to provide insights on how different populations are responding to the pandemic, helping public health bodies in their efforts to limit the impact of the disease. Anonymised respondent level data is generously made available for all public health and academic institutions globally by YouGov Plc at our [GitHub site](#).

In collaboration with