

Covid-19 Behaviour Tracker

Insights on vaccinations

Global review

May 14th to June 4th 2020

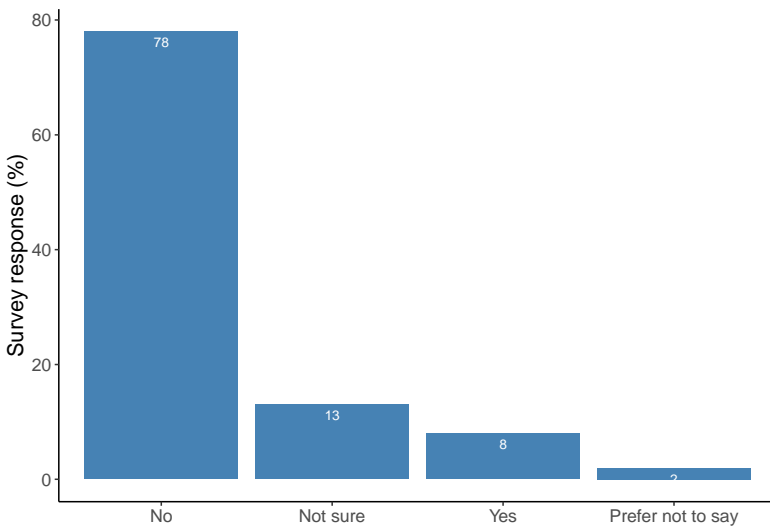
YouGov has teamed up with public health experts at the Institute of Global Health Innovation (IGHI) at Imperial College London to help health professionals across the world limit the impact of the disease. The ongoing survey runs in nearly 30 countries and provides insights on behaviours in different populations as a result of Covid-19.

This report looks at behaviours and perceptions around routine vaccinations during the Covid-19 pandemic. It uses the latest available survey responses for each country **between May 14th and June 4th, 2020** (exact survey dates for each country included are available in page 5). All responses have been aggregated to offer a global view of key insights related to Covid-19 and routine vaccinations. To explore the data further, please visit www.coviddatabhub.com.

HAVE PEOPLE MISSED THEIR VACCINATIONS DUE TO COVID-19?

Most people have no household member missing or delaying getting any vaccines because of COVID-19

Has anyone in your household delayed or missed getting any vaccines because of COVID-19? This could be someone living in your home. (%)

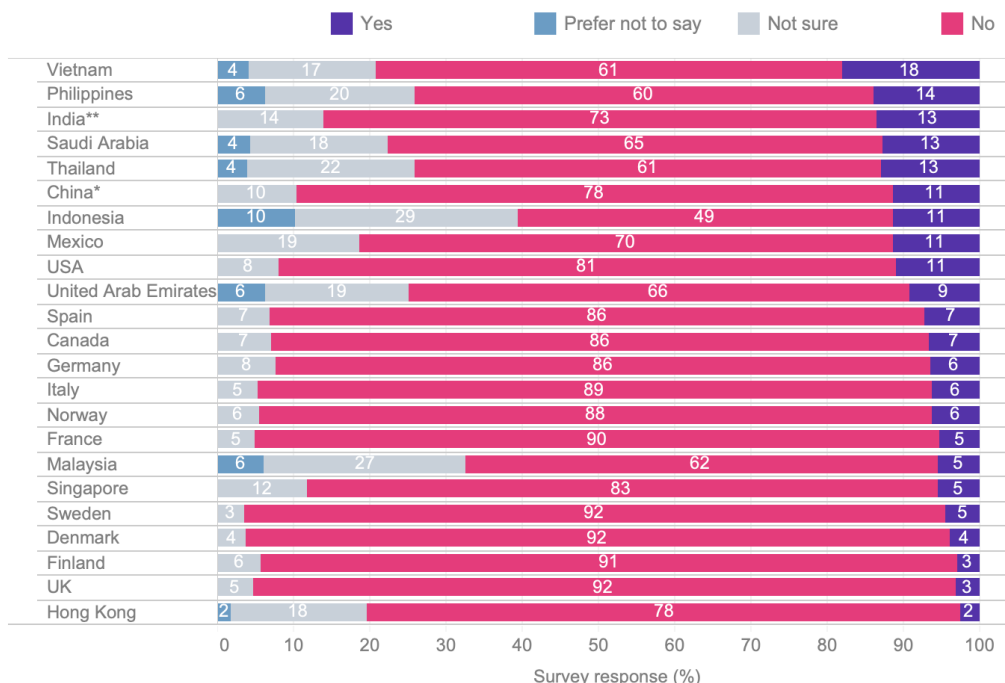


8 in 10 people have household members who have not missed or delayed their vaccinations (78%)

Only 8% reported household members delaying or missing vaccines due to COVID-19

Country breakdown shows large variations across countries in terms of vaccination rates

Has anyone in your household delayed or missed getting any vaccines because of COVID-19? This could be someone living in your home. (%)



Respondents in most European and North American countries were not affected

LMI countries reported more delays or missing vaccinations due to COVID-19

Covid-19 Behaviour Tracker

Insights on vaccinations

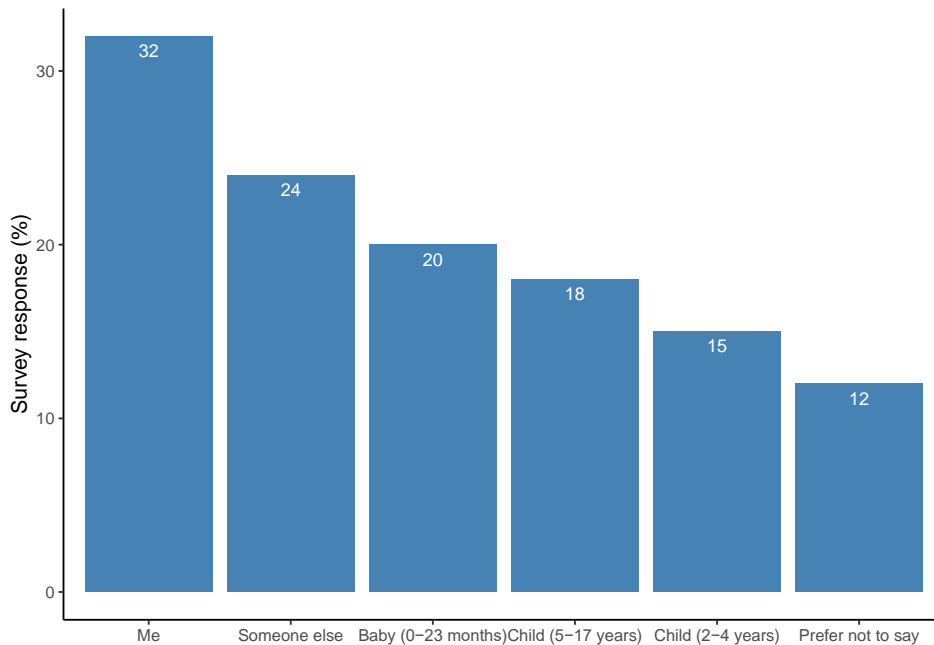
Global review

May 14th to June 4th 2020

HAVE PEOPLE MISSED THEIR VACCINATIONS DUE TO COVID-19?

The largest category of people unable to get vaccinated because of COVID-19 were the survey respondents themselves

Who in your household delayed or missed getting vaccinated because of COVID-19? %



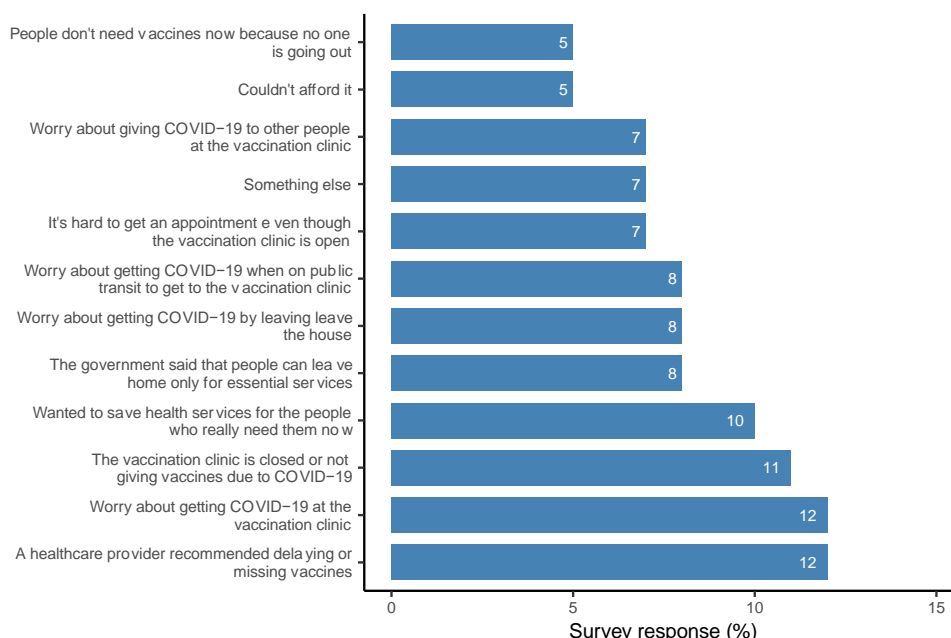
8% of respondents stated they or someone from their household had delayed or missed getting vaccinated due to COVID-19. Of those:

- one third (32%) were not able to get vaccinated themselves
- 20% were babies (0-23 months)

WHY HAVE PEOPLE MISSED THEIR VACCINATIONS?

The most common barriers to getting vaccines during the pandemic are the recommendation by a healthcare provider and concerns about getting COVID-19 at the clinic

What is the main reason that COVID-19 made you or someone in your household delay or miss getting vaccinated? (%)



12% of respondents missed or delayed their vaccination on the advice of a healthcare provider or due to fear of contracting COVID-19 at the clinic

11% of respondents missed their vaccination due to their clinic being closed or not giving vaccines due to COVID-19

Covid-19 Behaviour Tracker

Insights on vaccinations

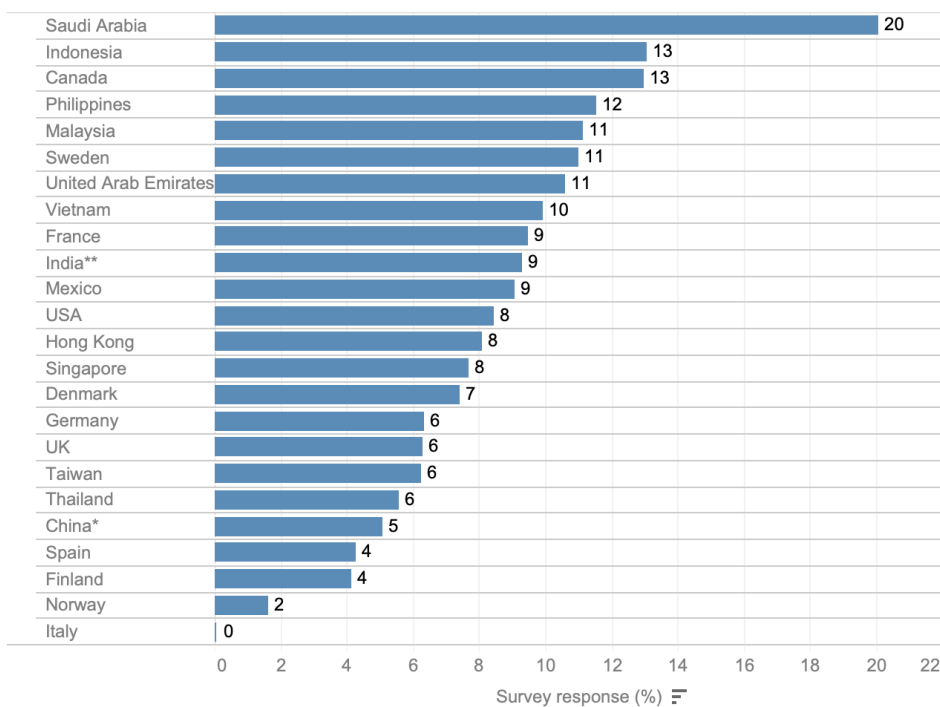
Global review

May 14th to June 4th 2020

WHY HAVE PEOPLE MISSED THEIR VACCINATIONS?

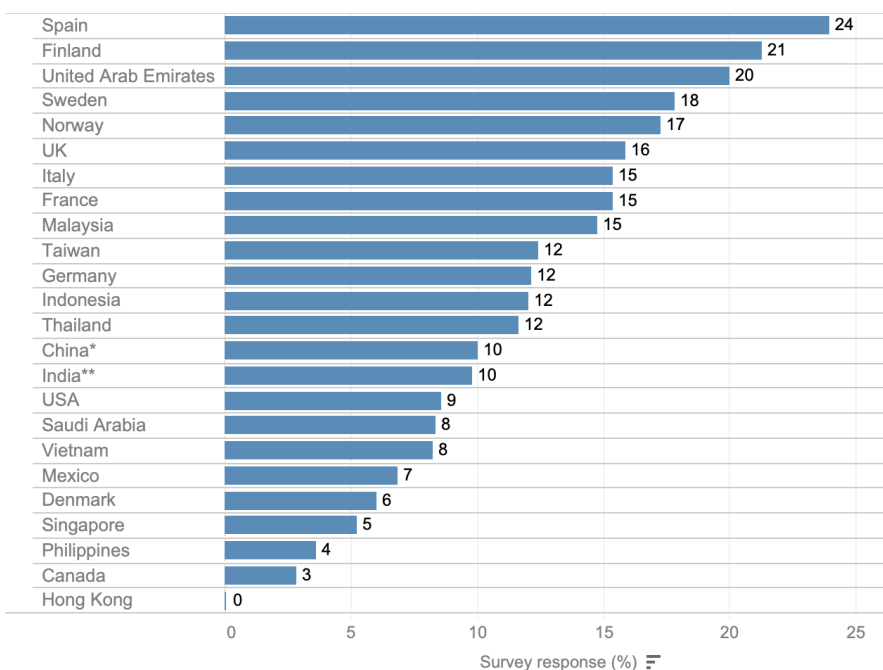
There is significant variation across countries in the share of respondents that missed vaccinations due to worries about getting COVID-19 by leaving the house or due to recommendations by healthcare providers

Percentage of respondents by country citing worry about getting COVID-19 by leaving the house as the main reason for delaying or missing vaccinations



Of respondents that missed or delayed vaccinations, the country that had the highest share of people that cited as the main reason “worrying about getting COVID-19 by leaving the house” was Saudi Arabia at 20%

Percentage of respondents by country citing recommendation by a healthcare provider as the main reason for delaying or missing vaccinations



Of respondents that missed or delayed vaccinations, the country that had the highest share of people that cited as the main reason “recommendation by a healthcare provider” was Spain at 24%

Covid-19 Behaviour Tracker

Insights on vaccinations

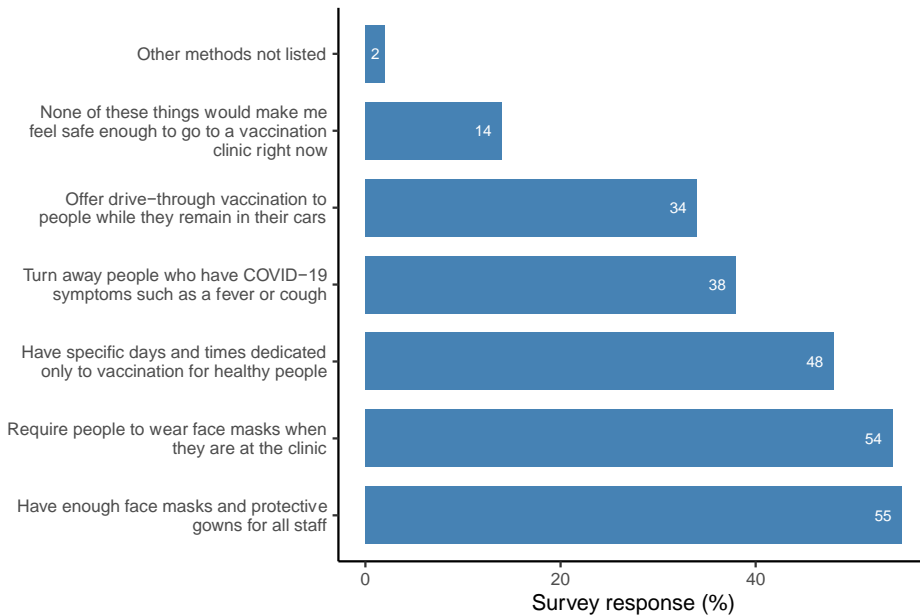
Global review

May 14th to June 4th 2020

WHAT WOULD MAKE PEOPLE FEEL SAFE GETTING VACCINATIONS?

Two actions that vaccination clinics can take to help people feel safe: having enough face mask and gown supplies for staff and requiring people to wear face masks when at the clinic

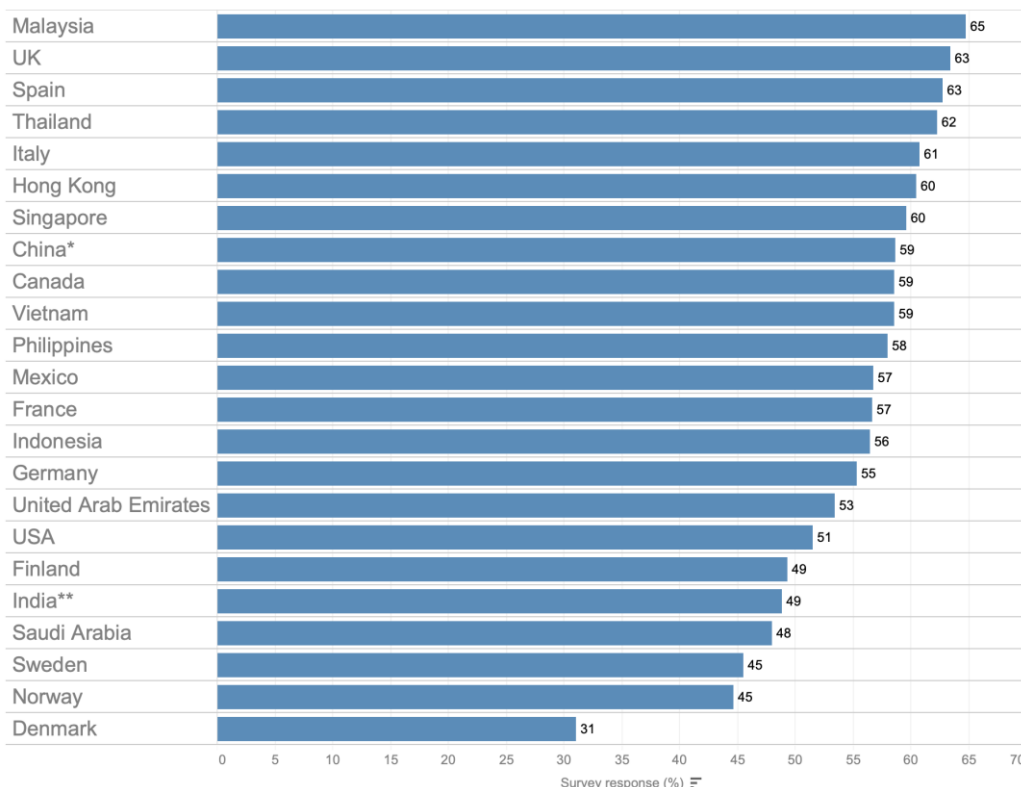
What should vaccination clinics do to help your household feel safe getting vaccinated during this time?



Over half of all respondents reported feeling safer getting vaccinations if protective equipment were worn by everyone at the clinic (especially staff)

Almost half of respondents would feel safe if there were designated times for healthy people to get their vaccinations

Percentage of respondents by country who cited feeling safe getting vaccinations if all staff had enough protective equipment



In 22 of the 23 countries surveyed, over 45% of respondents would feel safer getting vaccinated during this time if clinics had adequate protective equipment

Covid-19 Behaviour Tracker

Insights on vaccinations

Global review

May 14th to June 4th 2020

Dates of surveys conducted in each country and sample size

Australia: from 2020-05-15 to 2020-05-18 (n = 1008)

China*: from 2020-05-27 to 2020-06-03 (n = 1007)

Denmark: from 2020-05-27 to 2020-05-31 (n = 1004)

Finland: from 2020-05-27 to 2020-05-31 (n = 1002)

France: from 2020-05-27 to 2020-05-31 (n = 1003)

Germany: from 2020-05-27 to 2020-05-30 (n = 1006)

India**: from 2020-05-15 to 2020-05-21 (n = 1006)

Indonesia: from 2020-05-29 to 2020-05-31 (n = 1009)

Italy: from 2020-05-27 to 2020-05-29 (n = 1000)

Malaysia: from 2020-05-29 to 2020-06-01 (n = 1014)

Mexico: from 2020-05-27 to 2020-06-03 (n = 1016)

Norway: from 2020-05-27 to 2020-06-02 (n = 1002)

Philippines: from 2020-05-29 to 2020-05-31 (n = 1002)

Saudi Arabia: from 2020-05-27 to 2020-06-04 (n = 999)

Singapore: from 2020-05-15 to 2020-05-18 (n = 1007)

Spain: from 2020-05-27 to 2020-05-31 (n = 1000)

Sweden: from 2020-05-27 to 2020-06-01 (n = 1008)

Thailand: from 2020-05-27 to 2020-06-01 (n = 1001)

United Arab Emirates: from 2020-05-27 to 2020-06-04 (n = 1000)

United Kingdom: from 2020-05-14 to 2020-05-18 (n = 1068)

United States: from 2020-05-15 to 2020-05-20 (n = 1006)

Vietnam: from 2020-05-29 to 2020-06-01 (n = 1011)

Covid-19 Behaviour Tracker

Insights on vaccinations

Global review

May 14th to June 4th 2020

The [CovidDataHub.com](https://covid-data-hub.com) project is a joint collaboration between the Institute of Global Health Innovation (IGHI) at Imperial College London and YouGov Plc to gather global insights on people's behaviours, life satisfaction in response to COVID-19. The research covers nearly 30 countries, interviewing up to 30,000 people each week.

This report is designed to provide behavioural analysis on how different populations are responding to the pandemic, helping public health bodies in their efforts to limit the impact of the disease. Anonymised respondent level data is generously made available for all public health and academic institutions globally by YouGov Plc at our GitHub site (<https://github.com/YouGov-Data/covid-19-tracker>).

Institute of Global Health Innovation

The Institute of Global Health Innovation at Imperial College London is led by:

Professor the Lord Ara Darzi of Denham
Co-Director

Dr David Nabarro
Co-Director

The Imperial College London - YouGov survey and dashboard are co-led by Institute of Global Health Innovation principals

Sarah P. Jones
Faculty of Medicine, Department of
Surgery & Cancer Research Postgraduate
<https://www.linkedin.com/in/sarah-jones-mhintelligence>

Melanie Leis
Director - Big Data and Analytical Unit
(BDAU)
<https://www.imperial.ac.uk/people/m.leis>

Dr Roberto Fernandez Crespo
Analytics Fellow, BDAU
<https://www.imperial.ac.uk/people/roberto.fernandez-crespo13>

Dr Manar Shafat
Contributor, BDAU
<https://www.linkedin.com/in/manar-s-90584415/>

Dr Hutan Ashrafian
Scientific Advisor
<https://www.imperial.ac.uk/people/h.ashrafian>

Gianluca Fontana
Operations Director and Senior Policy
Fellow
<https://www.imperial.ac.uk/people/g.fontana>

Our research collaboration includes the great minds at:



Professor John F. Helliwell
Co-editor, World Happiness Report
Vancouver School of Economics at the University of
British Columbia, Research Associate of the NBER and
Distinguished Fellow of the Canadian Institute for
Advanced Research

Professor the Lord Richard Layard
Co-editor, World Happiness Report
Founder-Director of the Centre for Economics
Performance at the London School of Economics, and co-
founder of Action for Happiness

Professor Jeffrey D. Sachs
Co-editor, World Happiness Report
Director of the Center for Sustainable Development at
Columbia University, and Director of the UN Sustainable
Development Solutions Network and SDG Advocate
under Secretary-General António Guterres

Professor Jan-Emmanuel De Neve
Co-editor, World Happiness Report
University of Oxford where he is the director of the
Wellbeing Research Centre. De Neve is also a KSI Fellow
and Vice-Principal of Harris Manchester College

Contributors to the Imperial College London - YouGov survey include: Professor Helen Ward, Dr Christina J. Atchinson, Dr Benjamin C. Lambert, and Gavin Ellison. The Imperial College London - YouGov team wishes to express their grateful support to Stefan Shakespeare, Marcus Roberts, Alex MacIntosh, Chris Curtis, Eir Nolsoe, Sharon Paculor and the team from Made by Many.

This research is made possible by generous support for the public good from YouGov Plc.

Communication with the research team can be made using this link: https://imperial.eu.qualtrics.com/jfe/form/SV_dj03OSFnLkf9Jw9
Press enquiries can be directed to Dr Justine Alford, j.alford@imperial.ac.uk

The Imperial College London - YouGov team gratefully acknowledges the kind support of Edelman Intelligence for their global social listening